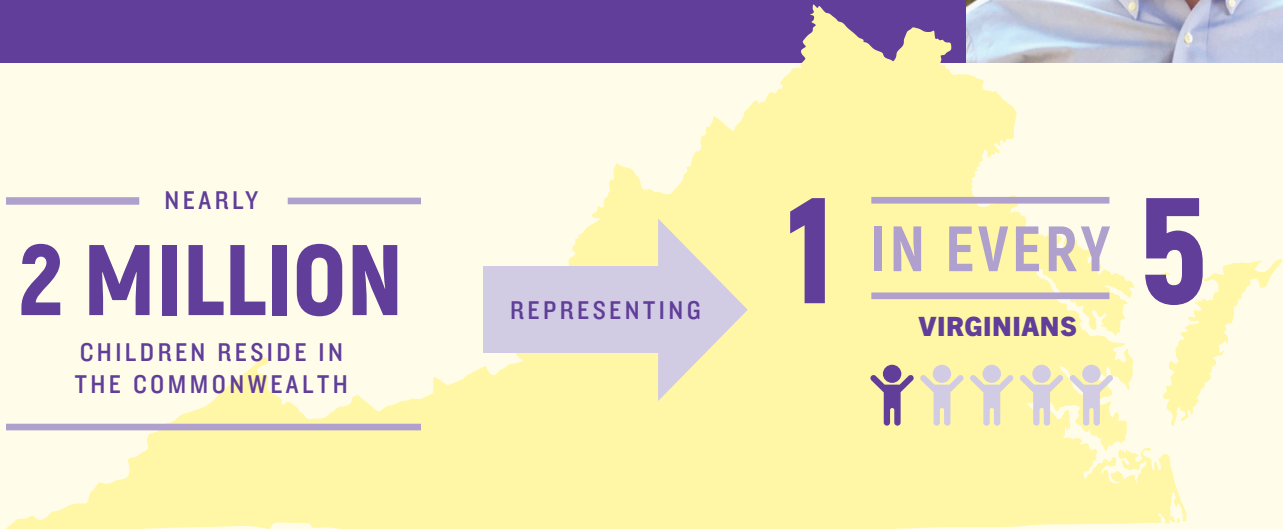


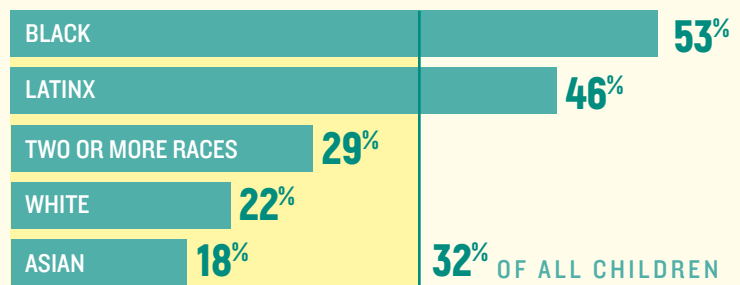
DELEGATE

WILLIAM C. WAMPLER III

4TH DISTRICT | DelWWampler@house.virginia.gov
Counties of Dickenson, Russell, Washington, and Wise



PERCENT OF CHILDREN BY RACE WHO ARE ECONOMICALLY DISADVANTAGED*



* Economic Disadvantage includes those living below 200% of the Federal Poverty Line. Approximately \$40,000 per year for a family of three.



For Virginia's Children

We champion public policies that improve the lives of Virginia's children. Learn more or get involved at VAKIDS.ORG.

To learn more about the available resources to address these issues, please contact Policy Director, Emily Griffey, at Emily@vakids.org.

A SNAPSHOT OF CHILD WELL-BEING

Geography	Total Child Population (Ages 0-17) ¹	Percent White ²	Percent Black ³	Percent Latinx ⁴	Percent Asian ⁵	Percent Two or More Races ⁶	Percent Babies Born with Low Birth Weight ⁷	Rate of Children Entering Foster Care (Per 1,000) ⁸	Percent of Children without Health Insurance ⁹
Dickenson County	2,953	98.5	0.5	0.6	0.0	0.4	9.3	6.40	5.3
Russell County	5,259	96.4	0.7	0.2	0.0	2.7	8.6	5.24	4.8
Washington County	10,157	92.0	2.2	2.7	0.9	2.0	8.5	1.35	5.1
Wise County	7,829	92.9	2.2	1.8	0.4	2.6	10.1	6.66	4.6
Virginia	1,897,202	53.1	19.8	13.2	5.9	7.8	8.4	1.47	5.0

¹⁻⁶ Data Source: U.S. Census Bureau, American Community Survey, 2014-2018

⁷ Data Source: Virginia Department of Health, 2017; Low birth weight is < 5 lbs 8 oz

⁸ Data Source: Virginia Department of Social Services, State Fiscal Year 2018

⁹ Data Source: U.S. Census Bureau, Small Area Health Insurance Estimates, 2017

S Suppressed when values are between 1 and 9


N/A Not Available

Better than Virginia Average 

Worse than Virginia Average 

Same as Virginia Average 

Note: The data reflects the most recently available information, which results in some variation of years by indicator. Those indicators with * may include small counts and will need to be interpreted with caution. Not all percentages will add up to 100%, because not all races are listed and values are rounded.



Data helps us ask more questions about what is happening in a community and often does not provide any direct answers. To learn more about the data, sources or child wellbeing in your community, **please contact KIDS COUNT Director, Lauren Snellings, at lauren@vakids.org.**