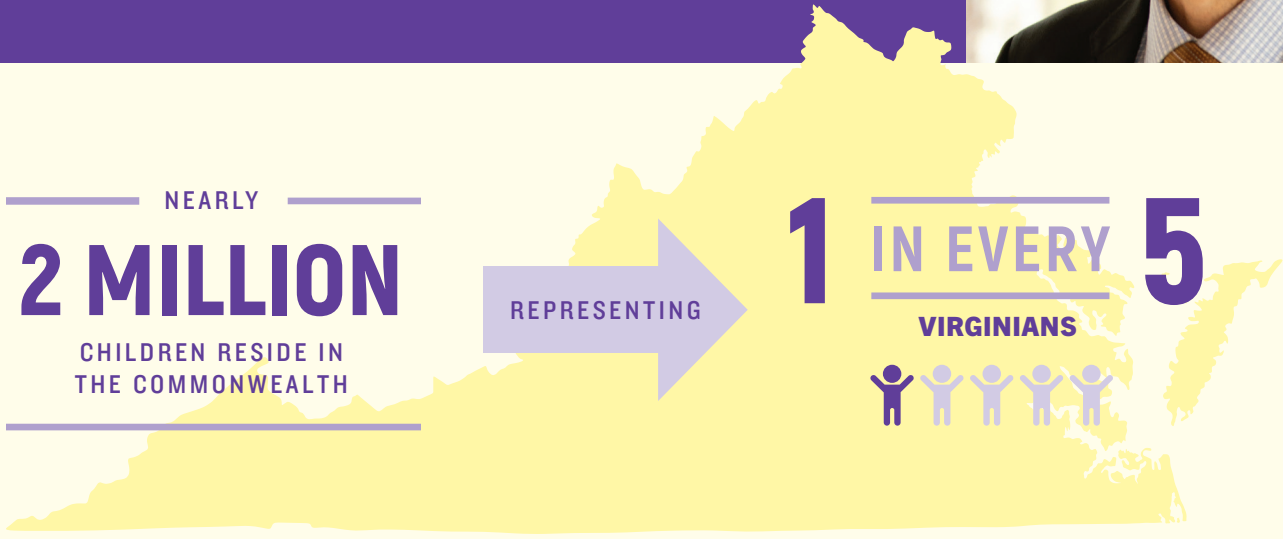


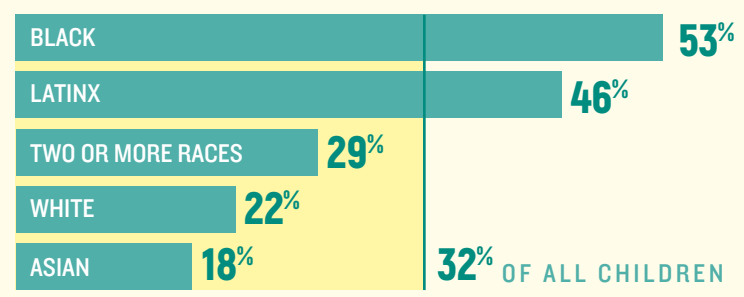
DELEGATE

# RODNEY T. WILLETT

73RD DISTRICT | DelRWillett@house.virginia.gov  
County of Henrico



### PERCENT OF CHILDREN BY RACE WHO ARE ECONOMICALLY DISADVANTAGED\*



\* Economic Disadvantage includes those living below 200% of the Federal Poverty Line. Approximately \$40,000 per year for a family of three.



For Virginia's Children

We champion public policies that improve the lives of Virginia's children. Learn more or get involved at [VAKIDS.ORG](http://VAKIDS.ORG).

To learn more about the available resources to address these issues, please contact Policy Director, Emily Griffey, at [Emily@vakids.org](mailto:Emily@vakids.org).

## A SNAPSHOT OF CHILD WELL-BEING

Geography	Total Child Population (Ages 0-17) <sup>1</sup>	Percent White <sup>2</sup>	Percent Black <sup>3</sup>	Percent Latinx <sup>4</sup>	Percent Asian <sup>5</sup>	Percent Two or More Races <sup>6</sup>	Percent Babies Born with Low Birth Weight <sup>7</sup>	Rate of Children Entering Foster Care (Per 1,000) <sup>8</sup>	Percent of Children without Health Insurance <sup>9</sup>
Henrico County	75,524	45.3	31.1	8.3	8.5	6.7	8.7	0.41	5.6
Virginia	1,897,202	53.1	19.8	13.2	5.9	7.8	8.4	1.47	5.0

<sup>1-6</sup> Data Source: U.S. Census Bureau, American Community Survey, 2014-2018

<sup>7</sup> Data Source: Virginia Department of Health, 2017; Low birth weight is < 5 lbs 8 oz


<sup>8</sup> Data Source: Virginia Department of Social Services, State Fiscal Year 2018


<sup>9</sup> Data Source: U.S. Census Bureau, Small Area Health Insurance Estimates, 2017

S Suppressed when values are between 1 and 9


N/A Not Available

Better than Virginia Average 

Worse than Virginia Average 

Same as Virginia Average 

**Note:** The data reflects the most recently available information, which results in some variation of years by indicator. Those indicators with \* may include small counts and will need to be interpreted with caution. Not all percentages will add up to 100%, because not all races are listed and values are rounded.



Data helps us ask more questions about what is happening in a community and often does not provide any direct answers. To learn more about the data, sources or child wellbeing in your community, **please contact KIDS COUNT Director, Lauren Snellings, at [lauren@vakids.org](mailto:lauren@vakids.org).**